



A DECADE OF AFRICAN GOVERNANCE

2006-2015

2016 IBRAHIM INDEX OF AFRICAN GOVERNANCE

COMOROS INSIGHTS



MO IBRAHIM FOUNDATION

MO IBRAHIM FOUNDATION
10th ANNIVERSARY
2006-2016

Contents

The Ibrahim Index of African Governance: Overview	3
Comoros' Overall Governance and Category Scores	4
Comoros' Sub-category Scores and Ten-year Trends	5
Comoros' Regional Performance	6
Framework of the 2016 IIAG	8
Indicators: 2015 Scores & Trends 2006-2015	10
Indicator Data (2000-2015)	12
Indicators: Definitions & Sources	14
Notes	19

The Mo Ibrahim Foundation (MIF) is aware that some sources update their data sets after our documentation is sent to print. IIAG raw data are correct as per the data "last accessed", which is stated for each indicator within the Data Portal (downloadable via our website).

General overview

Published since 2007, the Ibrahim Index of African Governance (IIAG) was created to provide a quantifiable tool to measure and monitor governance performance in African countries, to assess its progress over time and to support the development of effective and responsive policy solutions. These aims remain the same and the IIAG now represents the most comprehensive collection of data on African governance. In order to provide a broad, documented and impartial picture of governance performance in every African country, the IIAG compiles a large amount of data issued by diverse sources.

The entire Index time series is updated on an annual basis to ensure that each new IIAG provides the most accurate data

available. This process ensures that the Index is the most robust and up-to-date dashboard of the state of governance in every African country.

As assessed by the IIAG, governance is defined as the provision of the political, social and economic public goods and services that every citizen has the right to expect from their state, and that a state has the responsibility to deliver to its citizens. The IIAG focuses on measuring outputs and outcomes of policy, rather than declarations of intent, de jure statutes and levels of expenditure. This is reflected in the IIAG tree diagram below, which outlines the structure and issues covered by the Index.



Introducing banding in the 2016 IIAG

For the first time, the 2016 IIAG introduces groups of countries based on their score. There are five groups which range from high to low performance: "High", "Medium-High", "Medium", "Medium-Low" and "Low".

These groups have been derived using k-means clustering analysis, which determines the banding thresholds within a given category. These cut-off points determine the band in which countries sit.

Each category has a different cut-off point as a result of the units of measurement being diverse and specific to the category.

The Overall Governance bands are a simple aggregate of the category cut-off points. The cut-off points for the bands are:

	OVERALL GOVERNANCE	SAFETY & RULE OF LAW	PARTICIPATION & HUMAN RIGHTS	SUSTAINABLE ECONOMIC OPPORTUNITY	HUMAN DEVELOPMENT
High	71.0 and above	77.0 and above	69.0 and above	63.0 and above	74.0 and above
Medium-High	54.0 - 70.9	60.0 - 76.9	54.0 - 68.9	48.0 - 62.9	56.0 - 73.9
Medium	41.0 - 53.9	45.0 - 59.9	37.0 - 53.9	37.0 - 47.9	45.0 - 55.9
Medium-Low	23.0 - 40.9	25.0 - 44.9	20.0 - 36.9	23.0 - 36.9	25.0 - 44.9
Low	Below 23.0	Below 25.0	Below 20.0	Below 23.0	Below 25.0

Overall Governance and Category Scores

4

COMOROS

Comoros ranks 26th (out of 54) in 2015, having registered progress over the decade in *Overall Governance* (+3.7) and in all categories with the exception of *Participation & Human Rights* (-1.3).

Comoros' notable improvement in *Safety & Rule of Law* (+5.4), in which the country reaches the 20th rank in 2016, is driven by *National Security* (+9.7), *Rule of Law* (+8.2) and *Personal Safety* (+5.6). Six out of Comoros' ten most improved indicators over the decade sit in this category: *Transfers of Power*, *Police Services*, *Crime*, *Cross-border Tensions*, *Domestic Armed Conflict* and *Access to Information*. However, *Accountability* shows deterioration (-1.5) over the past decade, with *Corruption Investigation* and *Public Sector Accountability & Transparency* featuring among the country's ten most deteriorated indicators.

The deterioration in *Participation & Human Rights* is largely driven by *Rights* (-10.0), in which Comoros registers the sixth largest decline on the continent. This is solely driven by a sharp deterioration in the indicator *Freedom of Association & Assembly*, the largest on the continent over the past decade. However, the *Participation* sub-category registers progress (+7.0), which leads the country to the 11th rank in this sub-category.

Despite improvement in *Sustainable Economic Opportunity* (+2.9), Comoros still registers a low score and ranks 44th in this category. Progress has been driven by *Business Environment* (+8.8) and *Infrastructure* (+6.6), with *Investment Climate* one of Comoros' most improved indicators over the past decade.

Comoros' largest category improvement is in *Human Development* (+7.4), in which Comoros also reaches its highest rank (19th) at category level. Strong improvements in *Health* (+10.3) and *Education* (+8.7) are driven by progress in all of the underlying indicators. Improvement in *Welfare* (+3.0) is not as large and is held back by decline in *Poverty Reduction Priorities*, one of the country's largest indicator deteriorations over the decade.



OVERALL GOVERNANCE

2015 SCORE/100

50.3

2015 AFRICAN AVERAGE

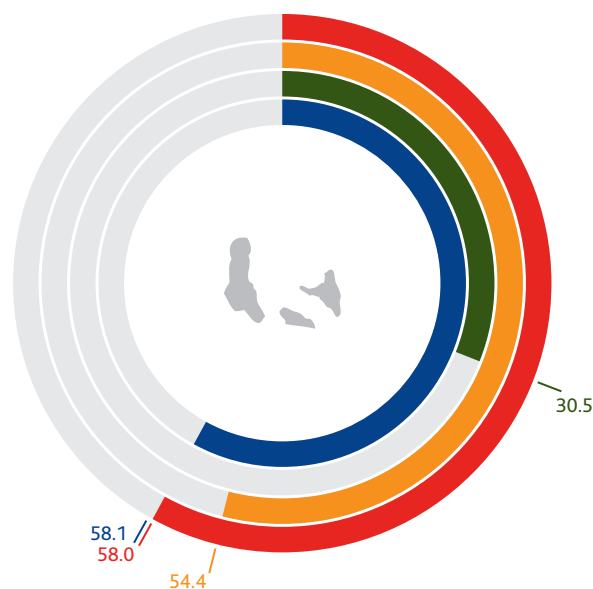
50.0

2006-2015 TREND

+3.7 ▲

2015 RANK/54

26th



SAFETY & RULE OF LAW

2015 SCORE/100

58.0

2015 AFRICAN AVERAGE

52.1

2006-2015 TREND

+5.4

2015 RANK/54

20th



PARTICIPATION & HUMAN RIGHTS

2015 SCORE/100

54.4

2015 AFRICAN AVERAGE

50.0

2006-2015 TREND

-1.3

2015 RANK/54

24th



SUSTAINABLE ECONOMIC OPPORTUNITY

2015 SCORE/100

30.5

2015 AFRICAN AVERAGE

42.9

2006-2015 TREND

+2.9

2015 RANK/54

44th



HUMAN DEVELOPMENT

2015 SCORE/100

58.1

2015 AFRICAN AVERAGE

55.0

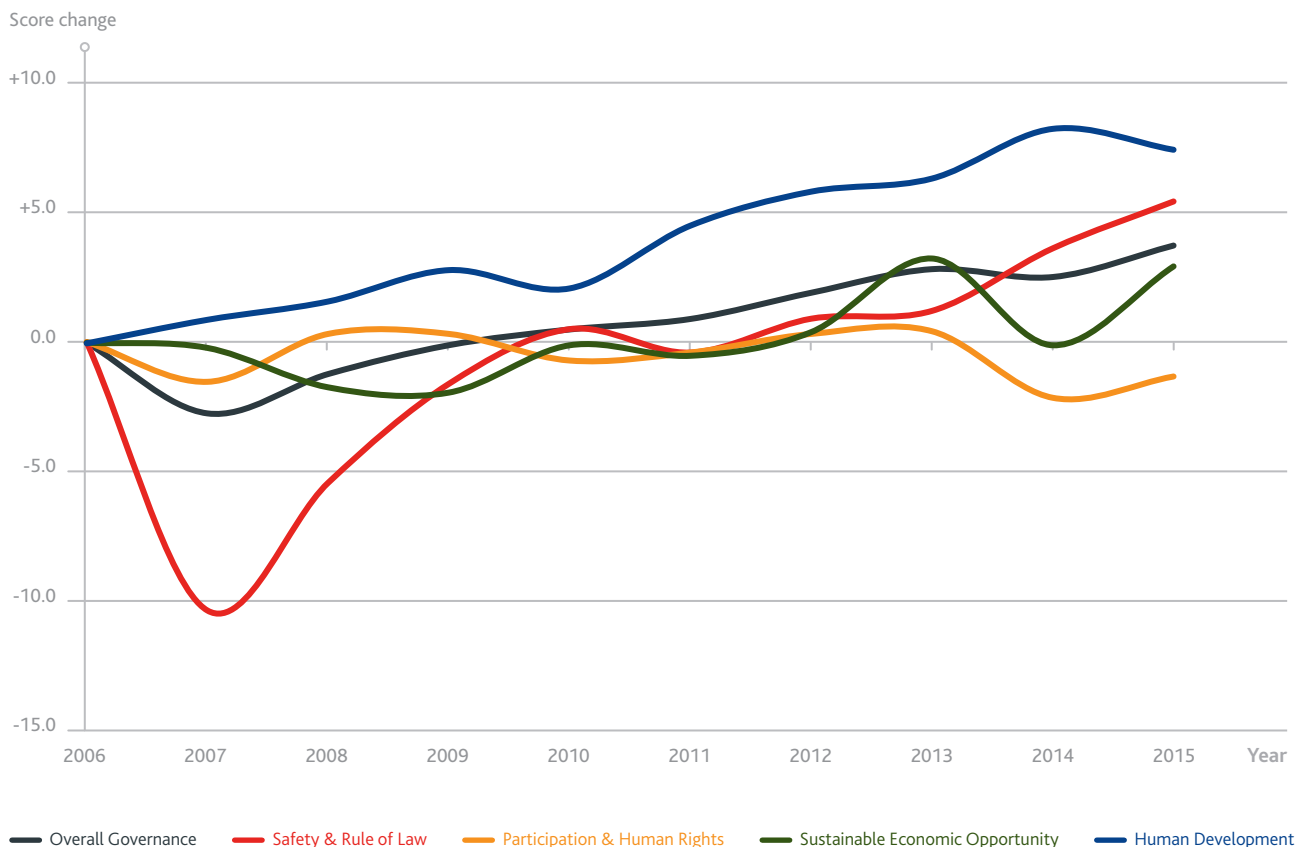
2006-2015 TREND

+7.4

2015 RANK/54

19th

2006-2015 TRENDS AT OVERALL GOVERNANCE & CATEGORY LEVEL



SUB-CATEGORY

Category	2015 SCORE/100	2015 RANK/54	TREND 2006-2015
SAFETY & RULE OF LAW			
RULE OF LAW	50.3	33 rd	+8.2
ACCOUNTABILITY	31.7	31 st	-1.5
PERSONAL SAFETY	55.6	17 th	+5.6
NATIONAL SECURITY	94.6	8 th	+9.7

Category	2015 SCORE/100	2015 RANK/54	TREND 2006-2015
SUSTAINABLE ECONOMIC OPPORTUNITY			
PUBLIC MANAGEMENT	24.4	50 th	+0.2
BUSINESS ENVIRONMENT	21.1	47 th	+8.8
INFRASTRUCTURE	35.4	31 st	+6.6
RURAL SECTOR	40.9	43 rd	-4.2

Category	2015 SCORE/100	2015 RANK/54	TREND 2006-2015
PARTICIPATION & HUMAN RIGHTS			
PARTICIPATION	73.1	11 th	+7.0
RIGHTS	49.3	31 st	-10.0
GENDER	40.9	45 th	-1.0

Category	2015 SCORE/100	2015 RANK/54	TREND 2006-2015
HUMAN DEVELOPMENT			
WELFARE	41.8	36 th	+3.0
EDUCATION	57.1	17 th	+8.7
HEALTH	75.3	15 th	+10.3

EAST AFRICA

2015 SCORE/100
2015 RANK/13; 1=BEST



OVERALL GOVERNANCE

2015 SCORE	2015 REGION RANK	TREND 2006-2015
44.9	4th	-0.1 ▼

Comoros ranks 6th (out of 13) in *Overall Governance* in East Africa. At category level it receives its highest regional rank in *Safety & Rule of Law* (4th) and lowest regional rank in *Sustainable Economic Opportunity* (10th), scoring below the regional average.

Comoros goes against the regional trend in *Overall Governance*, showing improvement over the past decade. In *Safety & Rule of Law*, only Ethiopia shows greater improvement in the region. Despite showing the most improvement in *Rule of Law* (+8.2) in East Africa, Comoros' decline in *Accountability* (-1.5) follows the regional trend of deterioration in this sub-category (-2.0).

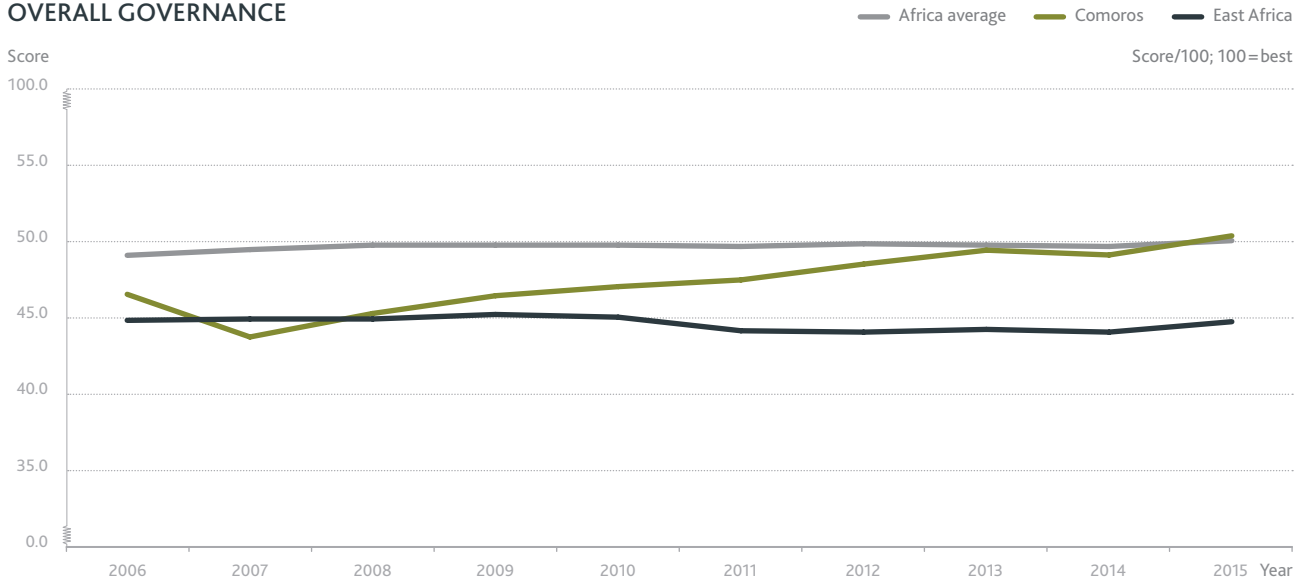
In *Participation & Human Rights*, Comoros deteriorates over the decade (-1.3), counter to the positive regional trend (+1.1). While showing the largest improvement in *Participation* in East Africa (+7.0), Comoros is one of only two countries in the region to show deterioration in *Gender* (-1.0) since 2006 (along with Eritrea).

Comoros bucks the slight negative regional trend in *Sustainable Economic Opportunity* (-0.1), improving by +2.9. Within this category, it shows the third largest improvement in *Business Environment* over the decade (+8.8), behind only Rwanda (+18.4) and Kenya (+10.4).

Comoros' improvement in *Human Development* (+7.4) is larger than the regional average improvement (+3.0) for this category. In *Health*, it registers the second largest improvement over the decade (+10.3), second to Ethiopia (+20.5).

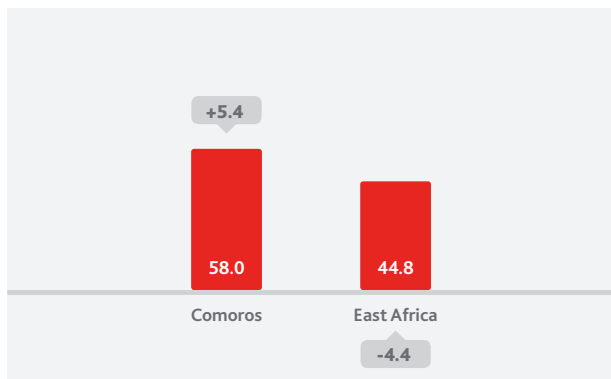
BURUNDI		COMOROS		DJIBOUTI		ERITREA	
Score	41.9	Score	50.3	Score	46.5	Score	30.0
Rank within region	9	Rank within region	6	Rank within region	8	Rank within region	11
Trend 2006-2015	-2.1	Trend 2006-2015	+3.7	Trend 2006-2015	+2.3	Trend 2006-2015	-5.6
ETHIOPIA		KENYA		RWANDA		SEYCHELLES	
Score	49.1	Score	58.9	Score	62.3	Score	72.6
Rank within region	7	Rank within region	3	Rank within region	2	Rank within region	1
Trend 2006-2015	+7.0	Trend 2006-2015	+5.1	Trend 2006-2015	+8.4	Trend 2006-2015	+4.0
SOMALIA		SOUTH SUDAN		SUDAN		TANZANIA	
Score	10.6	Score	18.6	Score	30.4	Score	56.5
Rank within region	13	Rank within region	12	Rank within region	10	Rank within region	4
Trend 2006-2015	+0.3	Trend 2006-2015	.	Trend 2006-2015	-0.6	Trend 2006-2015	-0.6
UGANDA							
Score	56.2						
Rank within region	5						
Trend 2006-2015	+3.4						

OVERALL GOVERNANCE

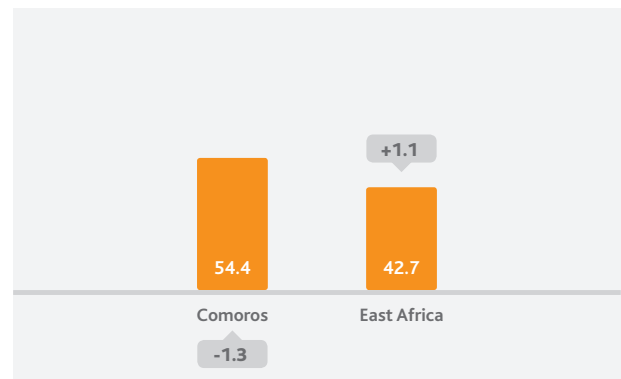


	2006	2007	2008	2009	2010	2011	2012	2013	2014	2015
Africa average	49.0	49.4	49.7	49.7	49.7	49.6	49.8	49.7	49.6	50.0
Comoros	46.6	43.9	45.4	46.5	47.1	47.5	48.5	49.4	49.1	50.3
East Africa	45.0	45.1	45.1	45.4	45.2	44.3	44.2	44.4	44.2	44.9

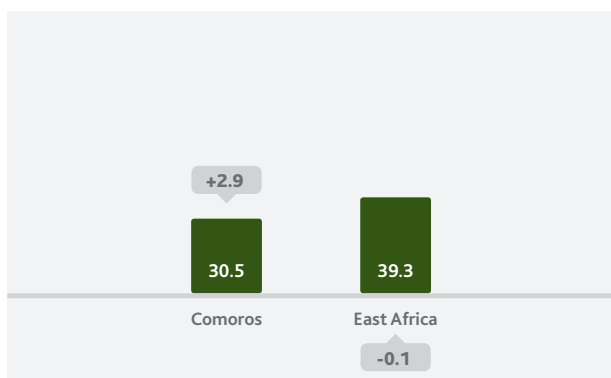
SAFETY & RULE OF LAW



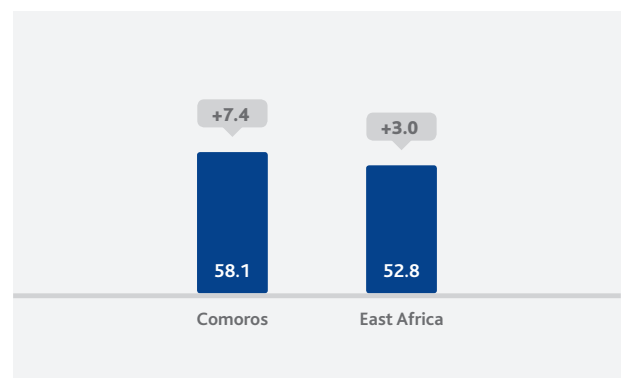
PARTICIPATION & HUMAN RIGHTS



SUSTAINABLE ECONOMIC OPPORTUNITY



HUMAN DEVELOPMENT





Data sources

The 2016 IIAG was calculated using data from 34 independent institutions.

- African Development Bank (AfDB)
- African Union Commission (AUC)
- Afrobarometer (AFR)
- Armed Conflict Location & Event Data Project (ACLED)
- Bertelsmann Stiftung (BS)
- Economist Intelligence Unit (EIU)
- Freedom House (FH)
- Ghana Center for Democratic Development (CDD)
- Global Integrity (GI)
- Inter-agency Group for Child Mortality Estimation (IGME)
- Internal Displacement Monitoring Centre (IDMC)
- International Centre for Tax and Development (ICTD)
- International Fund for Agricultural Development (IFAD)
- International Telecommunication Union (ITU)
- Inter-Parliamentary Union (IPU)
- Joint United Nations Programme on HIV/AIDS (UNAIDS)
- Maternal Mortality Estimation Inter-agency Group (MMEIG)



Office of the High Commissioner for Human Rights (OHCHR)
 Office of the United Nations High Commissioner for Refugees (UNHCR)
 Organisation for Economic Co-operation and Development (OECD)
 Political Terror Scale (PTS)
 Reporters sans frontières (RSF)
 The Heritage Foundation (HER)
 United Nations Children's Fund (UNICEF)
 United Nations Department of Economic and Social Affairs (UNDESA)
 United Nations Development Programme (UNDP)
 United Nations Economic Commission for Africa (UNECA)

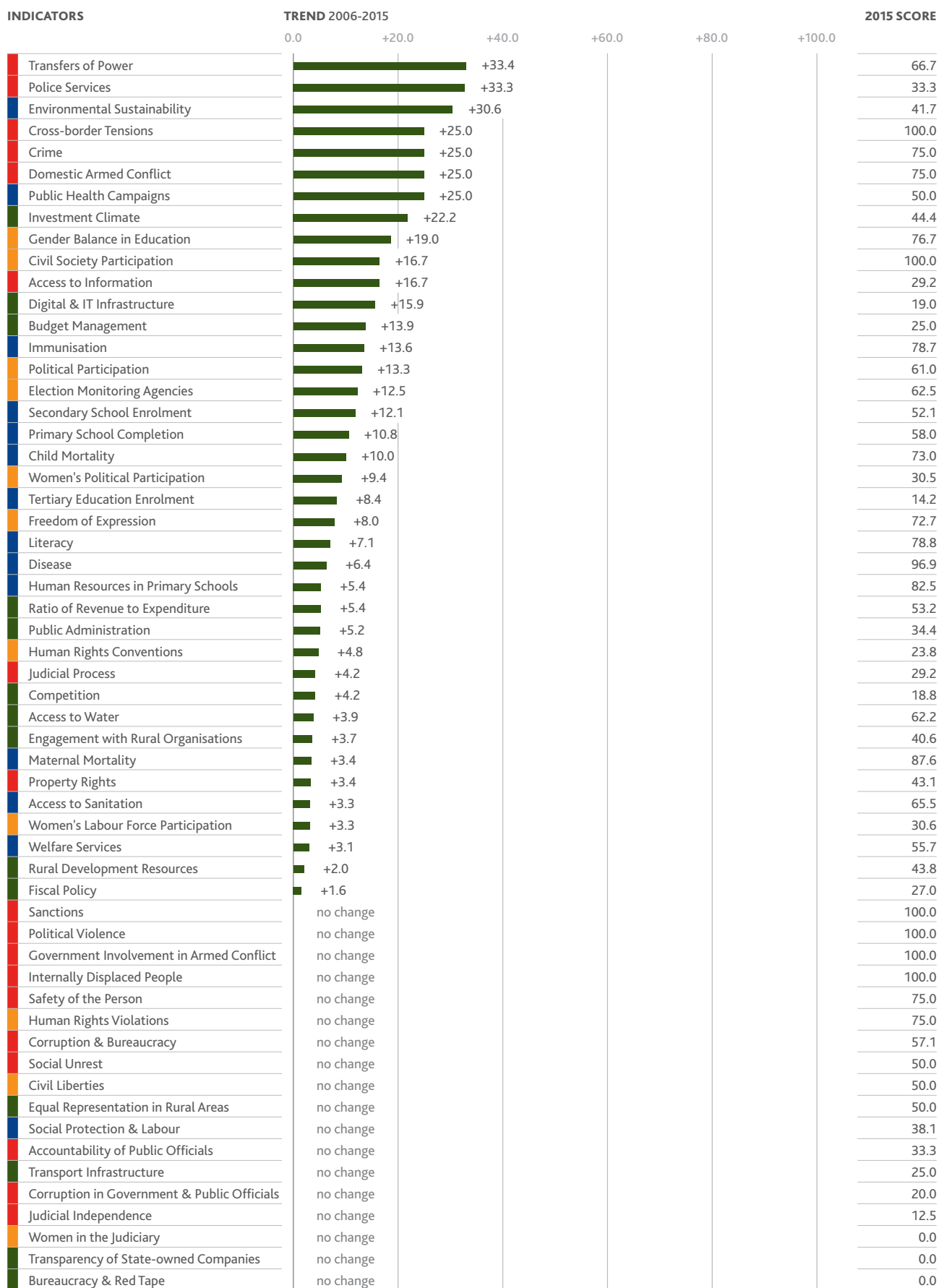
United Nations Educational, Scientific and Cultural Organization (UNESCO)
 United Nations Office of Legal Affairs (UNOLA)
 United States Department of State - Office to Monitor and Combat Trafficking in Persons (USDS)
 Uppsala University, Department of Peace and Conflict Research - Uppsala Conflict Data Programme (UCDP)
 World Bank (WB)
 World Economic Forum (WEF)
 World Health Organization (WHO)

Indicators: 2015 Scores & Trends 2006-2015

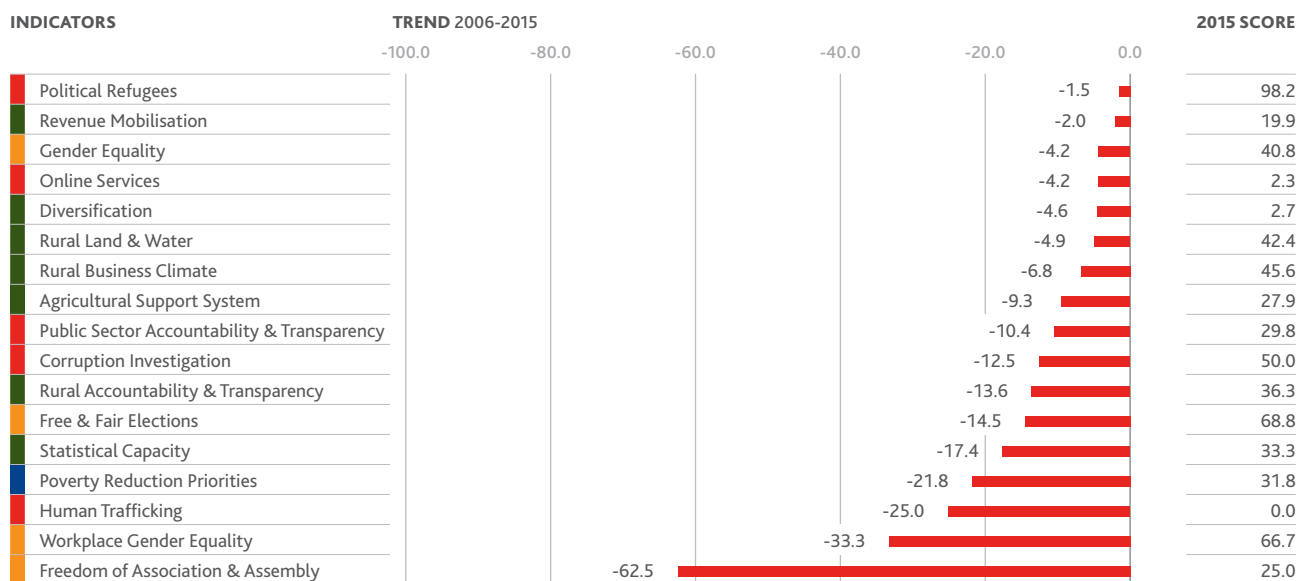
10

Comoros' scores & trends

Improvement since 2006



■ Deterioration since 2006



KEY

- Safety & Rule of Law
- Participation & Human Rights
- Sustainable Economic Opportunity
- Human Development

Indicator Data (2000-2015)

12

Score/100; 100 = best

	2000	2001	2002	2003	2004	2005	2006	2007	2008	2009	2010	2011	2012	2013	2014	2015	Trend 2006-2015
OVERALL GOVERNANCE	42.8	42.8	43.6	43.4	44.5	45.1	46.6	43.9	45.4	46.5	47.1	47.5	48.5	49.4	49.1	50.3	+3.7
SAFETY & RULE OF LAW	50.0	50.3	51.6	50.6	51.9	52.1	52.6	42.3	47.2	51.0	53.1	52.2	53.5	53.8	56.2	58.0	+5.4
RULE OF LAW	41.5	41.5	41.5	41.5	41.5	42.1	42.1	28.8	31.5	38.2	41.5	41.5	41.5	41.6	44.5	50.3	+8.2
Judicial Independence (BS/WEF/GI)	12.5	12.5	12.5	12.5	12.5	12.5	12.5	12.5	12.5	12.5	12.5	12.5	12.5	12.5	25.0	12.5	0.0
Judicial Process (EIU/GI)	25.0	25.0	25.0	25.0	25.0	25.0	25.0	25.0	41.7	41.7	41.7	41.7	41.7	41.7	41.7	29.2	+4.2
Property Rights (BS/HER/WEF/AfDB/WB)	36.6	36.6	36.6	36.6	36.6	39.7	39.7	39.7	36.6	36.6	36.6	36.6	36.6	37.4	39.0	43.1	+3.4
Transfers of Power (EIU)	33.3	33.3	33.3	33.3	33.3	33.3	33.3	0.0	0.0	0.0	16.7	16.7	16.7	16.7	16.7	66.7	+33.4
Sanctions (CDD)	100.0	100.0	100.0	100.0	100.0	100.0	100.0	66.7	66.7	100.0	100.0	100.0	100.0	100.0	100.0	100.0	0.0
ACCOUNTABILITY	27.9	28.9	29.9	29.9	31.2	31.3	33.2	33.0	31.9	31.9	31.9	32.4	33.0	31.7	31.1	31.7	-1.5
Access to Information (GI)	12.5	12.5	12.5	12.5	12.5	12.5	12.5	12.5	12.5	12.5	12.5	12.5	12.5	12.5	25.0	29.2	+16.7
Online Services (UNDESA)	4.4	4.4	4.4	4.4	4.5	7.8	6.5	5.2	3.9	4.0	4.1	7.7	11.3	6.8	2.3	2.3	-4.2
Public Sector Accountability & Transparency (AfDB/WB)	33.9	33.9	33.9	33.9	33.9	40.2	40.2	40.2	33.9	33.9	33.9	33.9	33.9	29.8	29.8	29.8	-10.4
Accountability of Public Officials (EIU/BS)	33.3	33.3	33.3	33.3	33.3	33.3	33.3	33.3	33.3	33.3	33.3	33.3	33.3	33.3	33.3	33.3	0.0
Corruption in Government & Public Officials (EIU)	20.0	20.0	20.0	20.0	20.0	20.0	20.0	20.0	20.0	20.0	20.0	20.0	20.0	20.0	20.0	20.0	0.0
Corruption & Bureaucracy (WB)	28.6	35.7	42.9	42.9	51.4	42.9	57.1	57.1	57.1	57.1	57.1	57.1	57.1	57.1	57.1	57.1	0.0
Diversion of Public Funds (WEF)
Corruption Investigation (GI/AFR)	62.5	62.5	62.5	62.5	62.5	62.5	62.5	62.5	62.5	62.5	62.5	62.5	62.5	62.5	50.0	50.0	-12.5
PERSONAL SAFETY	45.8	45.8	50.0	45.8	50.0	50.0	50.0	37.5	45.8	54.2	54.2	50.0	50.0	52.1	59.7	55.6	+5.6
Safety of the Person (EIU/AFR)	75.0	75.0	75.0	75.0	75.0	75.0	75.0	75.0	75.0	75.0	75.0	75.0	75.0	75.0	75.0	75.0	0.0
Police Services (WEF/GI)	0.0	0.0	0.0	0.0	0.0	0.0	0.0	0.0	0.0	0.0	0.0	0.0	0.0	0.0	33.3	33.3	+33.3
Social Unrest (EIU)	50.0	50.0	50.0	50.0	50.0	50.0	50.0	25.0	50.0	50.0	50.0	50.0	50.0	50.0	50.0	50.0	0.0
Crime (EIU/AFR)	50.0	50.0	50.0	50.0	50.0	50.0	50.0	50.0	75.0	75.0	75.0	75.0	75.0	75.0	75.0	75.0	+25.0
Political Violence (ACLED/PTS)	75.0	75.0	100.0	75.0	100.0	100.0	100.0	50.0	50.0	100.0	100.0	75.0	75.0	87.5	100.0	100.0	0.0
Human Trafficking (USDS)	25.0	25.0	25.0	25.0	25.0	25.0	25.0	25.0	25.0	25.0	25.0	25.0	25.0	25.0	25.0	0.0	-25.0
NATIONAL SECURITY	85.0	85.0	85.0	85.0	85.0	84.9	84.9	69.9	79.7	79.8	84.7	84.7	89.7	89.7	89.6	94.6	+9.7
Government Involvement in Armed Conflict (UCDP)	100.0	100.0	100.0	100.0	100.0	100.0	100.0	100.0	100.0	100.0	100.0	100.0	100.0	100.0	100.0	100.0	0.0
Domestic Armed Conflict (EIU)	50.0	50.0	50.0	50.0	50.0	50.0	50.0	0.0	25.0	25.0	50.0	50.0	50.0	50.0	50.0	75.0	+25.0
Violence by Non-state Actors (ACLED)
Cross-border Tensions (EIU)	75.0	75.0	75.0	75.0	75.0	75.0	75.0	50.0	75.0	75.0	75.0	100.0	100.0	100.0	100.0	100.0	+25.0
Internally Displaced People (IDMC)	100.0	100.0	100.0	100.0	100.0	100.0	100.0	100.0	100.0	100.0	100.0	100.0	100.0	100.0	100.0	100.0	0.0
Political Refugees (UNHCR)	99.9	99.9	99.8	99.8	99.8	99.7	99.7	99.6	98.6	99.0	98.7	98.5	98.4	98.3	98.1	98.2	-1.5
PARTICIPATION & HUMAN RIGHTS	49.8	49.6	50.7	50.6	51.3	51.6	55.7	54.2	56.0	56.0	55.0	55.3	56.0	56.1	53.6	54.4	-1.3
PARTICIPATION	50.2	50.2	53.9	53.9	53.9	53.9	66.1	65.9	67.8	67.8	64.1	64.9	64.9	64.9	67.0	73.1	+7.0
Political Participation (EIU/FH/AFR)	38.3	38.3	38.3	38.3	38.3	38.3	47.7	51.0	54.4	54.4	54.4	57.7	57.7	57.7	57.7	61.0	+13.3
Civil Society Participation (BS/GI)	83.3	83.3	83.3	83.3	83.3	83.3	83.3	83.3	83.3	83.3	83.3	83.3	83.3	83.3	91.7	100.0	+16.7
Free & Fair Elections (BS/CDD/FH)	29.2	29.2	43.7	43.7	43.7	43.7	83.3	79.2	83.3	83.3	68.8	68.8	68.8	68.8	68.8	68.8	-14.5
Election Monitoring Agencies (GI)	50.0	50.0	50.0	50.0	50.0	50.0	50.0	50.0	50.0	50.0	50.0	50.0	50.0	50.0	50.0	62.5	+12.5
Legitimacy of Political Process (BS)
RIGHTS	59.1	58.9	58.7	58.6	59.6	59.3	59.3	54.7	59.1	59.1	59.3	60.2	60.1	60.1	54.3	49.3	-10.0
Freedom of Expression (BS/FH/RSF/GI)	68.9	67.7	66.8	66.0	66.4	65.1	64.7	62.2	63.9	63.9	64.7	64.7	64.3	64.3	72.6	72.7	+8.0
Freedom of Association & Assembly (BS/GI)	87.5	87.5	87.5	87.5	87.5	87.5	87.5	87.5	87.5	87.5	87.5	87.5	87.5	87.5	87.5	25.0	-62.5
Civil Liberties (BS/FH)	50.0	50.0	50.0	50.0	50.0	50.0	50.0	50.0	50.0	50.0	50.0	50.0	50.0	50.0	50.0	50.0	0.0
Human Rights Conventions (UNOLA/OHCHR)	14.3	14.3	14.3	14.3	19.0	19.0	19.0	23.8	19.0	19.0	19.0	23.8	23.8	23.8	23.8	23.8	+4.8
Human Rights Violations (EIU)	75.0	75.0	75.0	75.0	75.0	75.0	75.0	50.0	75.0	75.0	75.0	75.0	75.0	75.0	75.0	75.0	0.0
GENDER	40.0	39.7	39.4	39.5	40.4	41.7	41.9	42.1	41.2	41.0	41.6	40.9	43.0	43.3	39.6	40.9	-1.0
Gender Equality (AfDB/WB)	38.8	38.8	38.8	38.8	38.8	45.0	45.0	45.0	38.8	38.8	38.8	28.8	28.8	22.5	32.9	40.8	-4.2
Women's Political Participation (IPU/GI/WB)	21.1	21.1	21.1	21.1	21.1	21.1	21.1	21.1	21.1	18.8	21.1	25.8	30.5	30.5	30.5	30.5	+9.4
Gender Balance in Education (UNESCO)	55.8	53.7	51.6	51.6	56.4	57.0	57.7	58.4	59.0	59.7	60.4	61.0	68.9	76.7	76.7	76.7	+19.0
Women's Labour Force Participation (WB)	24.2	24.6	25.1	25.6	26.1	26.8	27.3	27.8	28.5	29.0	29.5	29.8	30.0	30.3	30.6	30.6	+3.3
Workplace Gender Equality (GI)	100.0	100.0	100.0	100.0	100.0	100.0	100.0	100.0	100.0	100.0	100.0	100.0	100.0	100.0	66.7	66.7	-33.3
Women in the Judiciary (GI)	0.0	0.0	0.0	0.0	0.0	0.0	0.0	0.0	0.0	0.0	0.0	0.0	0.0	0.0	0.0	0.0	0.0
Laws on Violence against Women (OECD)
SUSTAINABLE ECONOMIC OPPORTUNITY	25.8	25.6	25.8	25.9	26.3	26.8	27.6	27.4	25.9	25.7	27.5	27.1	28.0	30.8	27.5	30.5	+2.9
PUBLIC MANAGEMENT	25.6	24.8	25.5	25.4	26.5	28.1	24.2	23.2	23.6	27.9	30.9	26.9	29.4	34.4	25.7	24.4	+0.2
Statistical Capacity (WB)	52.2	52.2	52.2	52.2	52.2	52.2	50.7	50.7	52.2	47.8	43.5	43.5	31.9	34.8	30.4	33.3	-17.4
Public Administration (AfDB/WB)	29.2	29.2	29.2	29.2	29.2	29.2	29.2	29.2	29.2	37.5	37.5	31.3	31.3	39.1	37.5	34.4	+5.2
Diversification (AfDB/OECD/UNDP)	1.8	0.4	3.0	1.0	2.0	5.4	7.3	5.8	8.0	5.1	4.6	1.8	2.4	3.1	2.7	2.7	-4.6

Indicators: Definitions & Sources

14

Safety & Rule of Law		
Rule of Law		
1	<i>Judicial Independence</i> (BS/WEF/GI)	Independence of the judiciary from the influence of external actors; whether the judiciary has the ability and autonomy to interpret and review existing laws, legislation and policy; and the integrity of the process of appointing and removing national-level judges. It consists of three sub-indicators.
2	<i>Judicial Process</i> (EIU/GI)	Extent to which the legal process is free from interference, and the existence of formal judicial reasoning. It consists of two sub-indicators.
3	<i>Property Rights</i> (BS/HER/WEF/AfDB/WB)	Extent to which the government protects and enforces private property and contract rights. It consists of four sub-indicators.
4	<i>Transfers of Power</i> (EIU)	Degree to which constitutional mechanisms are clear, established and accepted for the orderly transfer of power from one government to the next.
5	<i>Sanctions</i> (CDD)	Imposition of sanctions by the United Nations and/or the African Union on a state and/or governmental and/or non-governmental actors.
Accountability		
1	<i>Access to Information</i> (GI)	Extent to which public and legislative records are accessible. It consists of two sub-indicators.
2	<i>Online Services</i> (UNDESA)	Extent to which the government uses ICT to deliver public services at national level.
3	<i>Public Sector Accountability & Transparency</i> (AfDB/WB)	Extent to which the executive and public employees can be held to account by the electorate, legislative and judiciary. It consists of two sub-indicators.
4	<i>Accountability of Public Officials</i> (EIU/BS)	Extent of accountability of public officials and degree to which there are penalties if they abuse their positions. It consists of two sub-indicators.
5	<i>Corruption in Government & Public Officials</i> (EIU)	Level of vested interest/cronyism and corruption in the public sector.
6	<i>Corruption & Bureaucracy</i> (WB)	Degree of intrusiveness of bureaucracy, amount of red tape likely to be encountered and likelihood of encountering corruption among officials and other groups.
7	<i>Diversion of Public Funds</i> (WEF)	Prevalence of the diversion of public funds to companies, individuals or groups due to corruption.
8	<i>Corruption Investigation</i> (GI/AFR)	Extent to which allegations of corruption in the public sector and the executive are investigated by an independent body, and extent to which the public are satisfied with how the government is fighting corruption. It consists of three sub-indicators.
Personal Safety		
1	<i>Safety of the Person</i> (EIU/AFR)	Perceived level of criminality, and public perceptions of neighbourhood safety. It consists of two sub-indicators.
2	<i>Police Services</i> (WEF/GI)	Reliability of the police and the extent to which allegations of police misconduct and abuse of force are investigated. It consists of two sub-indicators.
3	<i>Social Unrest</i> (EIU)	Prevalence of violent social unrest.
4	<i>Crime</i> (EIU/AFR)	Prevalence of violence crime; public perception of violent crime; and degree to which the public are satisfied with how the government is reducing crime. It consists of three sub-indicators.
5	<i>Political Violence</i> (ACLED/PTS)	Level of violence and violations of physical integrity rights committed against civilians by the state. It consists of two sub-indicators.
6	<i>Human Trafficking</i> (USDS)	Nature and scope of trafficking in persons and government actions to confront and eliminate it.
National Security		
1	<i>Government Involvement in Armed Conflict</i> (UCDP)	Degree of direct or indirect involvement of the government in an armed conflict which results in at least 25 annual battle-related deaths.
2	<i>Domestic Armed Conflict</i> (EIU)	Level of internal conflict and/or civil war, or the likelihood of conflict developing in the near future.
3	<i>Violence by Non-state Actors</i> (ACLED)	Degree of violence against civilians perpetrated by rebel groups, political militias and identity militias.

4	<i>Cross-border Tensions</i> (EIU)	Level of potential threats to economic and political stability due to international disputes or tensions.
5	<i>Internally Displaced People</i> (IDMC)	People displaced within a country due to violence, conflict and violations of human rights.
6	<i>Political Refugees</i> (UNHCR)	People fleeing the country due to fear of persecution.

Participation & Human Rights

Participation

1	<i>Political Participation</i> (EIU/FH/AFR)	Extent to which citizens are free to participate in the political process, join a political organisation and choose who to vote for without feeling pressured. It consists of three sub-indicators.
2	<i>Civil Society Participation</i> (BS/GI)	Extent to which the government enables the participation of civil society in the political process; allows NGOs to organise freely; and does not persecute or harass NGO employees. It consists of two sub-indicators.
3	<i>Free & Fair Elections</i> (BS/CDD/FH)	Extent to which executive and legislative elections are free and fair, including impartiality of the electoral laws and framework. It consists of three sub-indicators.
4	<i>Election Monitoring Agencies</i> (GI)	Extent to which the agencies mandated to organise and monitor national elections are protected from political interference and make public reports available before and after a national election. It consists of two sub-indicators.
5	<i>Legitimacy of Political Process</i> (BS)	Extent to which democratically elected political representatives have effective power to govern or to which there are veto powers and political enclaves.

Rights

1	<i>Freedom of Expression</i> (BS/FH/RSF/GI)	Extent to which citizens and organisations can express opinions freely; the degree of print, broadcast and internet freedom; and the existence of media and citizen self-censorship. It consists of four sub-indicators.
2	<i>Freedom of Association & Assembly</i> (BS/GI)	Extent to which citizens can associate freely in public and participate in civic and political organisations, and workers can organise into trade unions. It consists of two sub-indicators.
3	<i>Civil Liberties</i> (BS/FH)	Extent to which citizens enjoy civil liberties and can seek redress for violations of these rights. It consists of two sub-indicators.
4	<i>Human Rights Conventions</i> (UNOLA/OHCHR)	Ratification of the nine core international human rights conventions, and two optional protocols on children, and the submission of reports to the relevant bodies.
5	<i>Human Rights Violations</i> (EIU)	Likelihood of a state being accused of serious human rights violations.

Gender

1	<i>Gender Equality</i> (AfDB/WB)	Extent to which the government promotes equal access for men and women to human capital development opportunities and productive and economic resources, and provides equal status and protection under the law. It consists of two sub-indicators.
2	<i>Women's Political Participation</i> (IPU/GI/WB)	Extent to which women are represented in the legislative and executive. It consists of two sub-indicators.
3	<i>Gender Balance in Education</i> (UNESCO)	Ratio of girls to boys enrolled at primary and lower secondary levels in public and private schools.
4	<i>Women's Labour Force Participation</i> (WB)	Female population, 15 and older, that is economically active.
5	<i>Workplace Gender Equality</i> (GI)	Extent to which women receive equal pay and benefits to men for performing the same job, have equal opportunities to be hired or promoted and are not discriminated against as a result of pregnancy.
6	<i>Women in the Judiciary</i> (GI)	Extent to which at least a third of the members of the highest branch of the judiciary are women.
7	<i>Laws on Violence against Women</i> (OECD)	Existence of women's legal protection from rape, assault and sexual harassment.

Sustainable Economic Opportunity		
Public Management		
1	<i>Statistical Capacity</i> (WB)	Capacity of national statistical systems in terms of methodology, data sources, periodicity and timeliness.
2	<i>Public Administration</i> (AfDB/WB)	Effectiveness of the civilian central government in designing and implementing policy, delivering public services and managing human resources. It consists of two sub-indicators.
3	<i>Diversification</i> (AfDB/OECD/UNDP)	Extent to which exports are diversified.
4	<i>Budget Management</i> (AfDB/WB)	Extent to which there is a comprehensive and credible budget linked to policy priorities, effective financial management and fiscal reporting. It consists of two sub-indicators.
5	<i>Ratio of Revenue to Expenditure</i> (AfDB/AUC/UNECA)	Total budget revenue as a proportion of total budget expenditure.
6	<i>Fiscal Policy</i> (AfDB/WB)	Quality and sustainability of fiscal policy. It consists of two sub-indicators.
7	<i>Revenue Mobilisation</i> (ICTD/AfDB/WB)	Overall pattern of domestic resource mobilisation. It consists of two sub-indicators.
8	<i>Transparency of State-owned Companies</i> (GI)	Extent to which the financial records of state-owned companies are available online or offline to journalists, auditors and citizens in a timely and cost-efficient manner.
Business Environment		
1	<i>Investment Climate</i> (HER)	Degree of economic freedom based on constraints on the flow of investment capital.
2	<i>Competition</i> (BS/GI/AfDB/WB)	Business regulatory environment; the level of market-based competition; and the quality of the competitive bidding process. It consists of three sub-indicators.
3	<i>Bureaucracy & Red Tape</i> (EIU)	Extent of red tape, including bureaucratic delay and complexity in obtaining the appropriate documentation or authorisation to engage in business activities.
4	<i>Customs Procedures</i> (WEF)	Level of efficiency of customs procedures relating to the entry and exit of merchandise.
5	<i>Soundness of Banks</i> (WEF)	Soundness of banks, ranging from the requirement of recapitalisation to being generally healthy with sound balance sheets.
6	<i>Employment Creation</i> (AFR)	Extent to which the public are satisfied with how the government is handling creating jobs.
Infrastructure		
1	<i>Transport Infrastructure</i> (WEF/AFR/EIU/GI)	Extent to which the public are satisfied with government maintenance of roads and bridges, the adequacy of the rail network for business needs; and quality of air transport and aviation safety. It consists of four sub-indicators.
2	<i>Electricity Infrastructure</i> (WEF/AFR)	Quality of the electricity supply and level of public satisfaction with the provision of a reliable electricity supply by the government. It consists of two sub-indicators.
3	<i>Digital & IT Infrastructure</i> (EIU/ITU)	Extent to which IT infrastructure is adequate for business needs; subscriptions to a mobile telephone service; households with a computer; and household access to Internet. It consists of four sub-indicators.
4	<i>Access to Water</i> (WHO/UNICEF)	Population with access to piped drinking water, and population with access to an improved drinking water source. It consists of two sub-indicators.
5	<i>Water & Sanitation Services</i> (AFR)	Extent to which the public are satisfied with government provision of water and sanitation services.
Rural Sector		
1	<i>Rural Business Climate</i> (IFAD)	Extent to which the policy and institutional framework supports the development of private rural businesses and commercially-based agricultural and rural finance markets. It consists of three sub-indicators.
2	<i>Rural Development Resources</i> (IFAD)	Government policies, strategies and investment programmes for the agricultural and rural development sector, and the efficiency, consistency and transparency with which resources are allocated, managed and accounted for.

3	<i>Agricultural Support System</i> (IFAD)	Extent to which low-income farmers, including women, have access to agricultural research and the extension system, and whether it is responsive to their needs and priorities.
4	<i>Agricultural Policy Costs</i> (WEF)	Nature of agricultural policy, ranging from excessively burdensome for the economy to balancing the interests of taxpayers, consumers and producers.
5	<i>Rural Land & Water</i> (IFAD)	Extent to which the rural poor have secure access to land and equitable user-rights over water resources for agriculture. It consists of two sub-indicators.
6	<i>Engagement with Rural Organisations</i> (IFAD)	Extent to which the rural poor can organise for collective action and engage in dialogue with the government. It consists of two sub-indicators.
7	<i>Equal Representation in Rural Areas</i> (IFAD)	Extent to which laws, policies, institutions and practices promote equal representation of men and women in local decision-making.
8	<i>Rural Accountability & Transparency</i> (IFAD)	Extent to which there is local level accountability of the executive and legislature, including public employees and elected officials, to low-income rural populations for use of funds and results of actions.

Human Development

Welfare

1	<i>Welfare Services</i> (AfDB/WB)	National policies and service delivery that affect access to and quality of health and education related services. It consists of two sub-indicators.
2	<i>Social Safety Nets</i> (BS)	Extent to which there is equality of opportunity in society and there are social safety nets which compensate for poverty and other risks, such as old age, illness, unemployment or disability.
3	<i>Social Protection & Labour</i> (AfDB/WB)	Effectiveness of social protection and labour policies. It consists of two sub-indicators.
4	<i>Social Exclusion</i> (BS)	Extent to which significant parts of the population are fundamentally excluded from society due to poverty and inequality (taking into account factors such as income and education inequality and religious, ethnic and gender exclusion).
5	<i>Poverty</i> (AFR)	Quality of living conditions of the public, and extent to which the public have gone without enough food to eat, clean water for home use and fuel to cook food in the past year. It consists of four sub-indicators.
6	<i>Poverty Reduction Priorities</i> (AFR/AfDB/WB)	Level of public satisfaction with how the government is improving the living standards of the poor; and extent to which public expenditure and revenue collection affects poor populations and is consistent with national poverty reduction priorities. It consists of two sub-indicators.
7	<i>Narrowing Income Gaps</i> (AFR)	Extent to which the public are satisfied with how the government is narrowing income gaps.
8	<i>Environmental Policy</i> (BS)	Extent to which environmental concerns are effectively taken into account in both macro- and micro-economic policymaking.
9	<i>Environmental Sustainability</i> (AfDB/WB)	Extent to which environmental policies promote the protection and sustainable use of natural resources and the management of pollution. It consists of two sub-indicators.

Education

1	<i>Education Provision</i> (AFR)	Extent to which the public are satisfied with how the government is addressing educational needs.
2	<i>Education Quality</i> (BS)	Extent to which there are solid institutions for basic, secondary and tertiary education, as well as for research and development.
3	<i>Educational System Management</i> (WEF)	Extent to which the educational system meets the needs of a competitive economy.
4	<i>Human Resources in Primary Schools</i> (UNESCO)	Pupils enrolled in primary school in relation to the number of primary school teachers.
5	<i>Primary School Completion</i> (WB)	Students completing the last year of primary school, in relation to the population of the age group for that level.

Indicators: Definitions & Sources

18

6	<i>Secondary School Enrolment</i> (UNESCO)	Enrolment in secondary education, regardless of age, in relation to the population of the age group for that level.
7	<i>Tertiary Education Enrolment</i> (UNESCO)	Enrolment in tertiary education, regardless of age, in relation to the population of the age group for that level.
8	<i>Literacy</i> (UNESCO)	Population aged 15 or over who can both read and write a short simple statement on their everyday life.
Health		
1	<i>Basic Health Services</i> (AFR)	Extent to which the public are satisfied with how the government is improving basic health services.
2	<i>Public Health Campaigns</i> (GI)	Extent to which all citizens can find information and guidelines on common illnesses, and public health hazards such as epidemics trigger awareness campaigns.
3	<i>Child Mortality</i> (IGME)	Probability of a child dying between birth and five years of age, if subject to current age-specific mortality rates.
4	<i>Maternal Mortality</i> (MMEIG)	Female deaths from any cause related to, or aggravated by, pregnancy or its management (excluding accidental or incidental causes).
5	<i>Access to Sanitation</i> (WHO/UNICEF)	Population with access to an improved sanitation facility, and the population served with open defecation sanitation. It consists of two sub-indicators.
6	<i>Undernourishment</i> (WB)	Population whose food intake is insufficient to meet dietary energy requirements continuously.
7	<i>Disease</i> (WHO)	Prevalence of deaths from malaria and tuberculosis. It consists of two sub-indicators.
8	<i>Immunisation</i> (WB/WHO)	Children that have received vaccinations against measles, DPT and hepatitis B. It consists of three sub-indicators.
9	<i>Antiretroviral Treatment (ART) Provision</i> (UNAIDS)	Eligible adults and children receiving antiretroviral treatment therapy, and HIV-positive pregnant women who receive antiretrovirals to prevent mother-to-child transmission. It consists of two sub-indicators.

The 2016 IIAG covers a 16-year data period from 2000 to 2015. The full IIAG data set, including underlying raw data and normalised scores, as calculated for the express purposes of the Index, is available online at:

<http://mo.ibrahim.foundation/iiag/downloads/>.

All figures on IIAG outputs are displayed to one decimal place. The calculation method to arrive at these scores is as follows:

- Country scores are calculated on full-precision raw data values (using the exact values as they are collected from source). All scores are then rounded to one decimal place.
- Group averages are calculated on the rounded, one decimal place country scores.
- Both trends over time and ranks are calculated on the scores to one decimal place.

Forty-one indicators were formed by clustering together a number of underlying sub-indicators which each measure the same dimension or similar concept. For each indicator the sub-indicators may come from the same or multiple sources. The value of a clustered indicator is the average of the underlying sub-indicators.

Analysis of trends over time (improvements and deteriorations) take into consideration a ten-year period: 2006-2015 (unless otherwise stated). References to the last ten years or the last decade refer to this time period.

The 2016 IIAG does not include data for South Sudan prior to secession in 2011. Due to the lack of data, ten-year trends have not been calculated for this country. The absence of South Sudan scores prior to 2011 means that 53 countries are ranked in 2000 to 2010 inclusive and 54 countries are ranked in 2011 to 2015 inclusive. This should be taken into account when looking at rank change over time. Similarly, averages calculated for groups which include South Sudan exclude the country in pre-secession years.

Data for Sudan prior to 2011 (Former Sudan) have been used in the 2016 IIAG. Despite Sudan being a new country post-secession of South Sudan, pre-2011 data for 'Former Sudan' are deemed a suitable proxy for governance in Sudan.

Where reference is made to population statistics, these were obtained from the United Nations, Department of Economic and Social Affairs, Population Division (2015): World Population Prospects: The 2015 Revision. Data were downloaded on 11 July 2016. Where reference is made to Gross Domestic Product (GDP) statistics, these were obtained from the World Economic Outlook Database. Data were downloaded on 08 August 2016. For both these, data for South Sudan are included in totals or percentages post-2011.

The Mo Ibrahim Foundation (MIF) is aware that some sources update their data sets after our documentation is sent to print. IIAG raw data are correct as per the data "last accessed", which is stated for each indicator within the Data Portal (downloadable via our website).

Join the discussion on Twitter, Facebook or Instagram:

 @Mo_IbrahimFdn #IIAG  /MolbrahimFoundation

 moibrahimfoundation

52.5 61.0 43.9 25.6 54.2 65.1 88.5 52.5 61.0 43.9 25.6 54.2 65.1 88.5 52.5 61.0 43.9 25.6 54.2 65.1 54.2
44.5 75.0 63.8 21.7 37.6 49.3 70.5 44.5 75.0 63.8 21.7 37.6 49.3 70.5 44.5 75.0 63.8 21.7 37.6 49.3 37.6
58.7 48.0 48.2 36.5 48.0 49.7 50.5 58.7 48.0 48.2 36.5 48.0 49.7 50.5 58.7 48.0 48.2 36.5 48.0 49.7 48.0
77.6 38.0 48.4 47.8 64.5 35.4 67.5 77.6 38.0 48.4 47.8 64.5 35.4 67.5 77.6 38.0 48.4 47.8 64.5 35.4 64.5
53.0 71.3 86.8 35.7 34.7 65.8 47.0 53.0 71.3 86.8 35.7 34.7 65.8 47.0 53.0 71.3 86.8 35.7 34.7 65.8 34.7
43.8 50.8 60.7 68.1 33.0 51.8 52.7 43.8 50.8 60.7 68.1 33.0 51.8 52.7 43.8 50.8 60.7 68.1 33.0 51.8 33.0
47.0 56.9 57.8 45.9 27.4 52.7 67.8 47.0 56.9 57.8 45.9 27.4 52.7 67.8 47.0 56.9 57.8 45.9 27.4 52.7 27.4
76.7 45.8 76.3 38.5 38.5 25.5 66.8 76.7 45.8 76.3 38.5 38.5 25.5 66.8 76.7 45.8 76.3 38.5 38.5 25.5 38.5
32.7 66.0 54.3 50.7 28.3 76.3 62.3 32.7 66.0 54.3 50.7 28.3 76.3 62.3 32.7 66.0 54.3 50.7 28.3 76.3 28.3
33.0 56.0 41.0 69.1 43.0 48.5 92.2 33.0 56.0 41.0 69.1 43.0 48.5 92.2 33.0 56.0 41.0 69.1 43.0 48.5 43.0
47.8 59.6 54.7 56.0 51.5 57.2 42.0 47.8 59.6 54.7 56.0 51.5 57.2 42.0 47.8 59.6 54.7 56.0 51.5 57.2 51.5
43.0 35.4 67.4 30.5 60.8 81.3 13.1 43.0 35.4 67.4 30.5 60.8 81.3 13.1 43.0 35.4 67.4 30.5 60.8 81.3 60.8
31.3 44.7 59.2 42.8 36.5 47.8 77.4 31.3 44.7 59.2 42.8 36.5 47.8 77.4 31.3 44.7 59.2 42.8 36.5 47.8 36.5
40.9 45.6 73.2 61.3 28.2 47.8 64.3 40.9 45.6 73.2 61.3 28.2 47.8 64.3 40.9 45.6 73.2 61.3 28.2 47.8 28.2
48.2 61.7 55.0 53.4 53.0 57.1 58.2 48.2 61.7 55.0 53.4 53.0 57.1 58.2 48.2 61.7 55.0 53.4 53.0 57.1 53.0
55.0 88.9 44.9 47.0 42.9 80.7 53.7 55.0 88.9 44.9 47.0 42.9 80.7 53.7 55.0 88.9 44.9 47.0 42.9 80.7 42.9
40.9 56.4 69.8 76.7 58.4 36.3 83.3 40.9 56.4 69.8 76.7 58.4 36.3 83.3 40.9 56.4 69.8 76.7 58.4 36.3 58.4
31.9 40.2 59.5 36.3 54.4 33.7 61.5 31.9 40.2 59.5 36.3 54.4 33.7 61.5 31.9 40.2 59.5 36.3 54.4 33.7 54.4
47.6 46.5 58.4 60.3 33.5 55.9 59.6 47.6 46.5 58.4 60.3 33.5 55.9 59.6 47.6 46.5 58.4 60.3 33.5 55.9 33.5
52.8 80.1 54.7 70.8 28.3 50.2 55.1 52.8 80.1 54.7 70.8 28.3 50.2 55.1 52.8 80.1 54.7 70.8 28.3 50.2 28.3
53.6 24.9 58.0 57.4 52.0 40.2 52.5 53.6 24.9 58.0 57.4 52.0 40.2 52.5 53.6 24.9 58.0 57.4 52.0 40.2 52.0
66.8 36.0 54.5 37.7 52.3 48.8 44.5 66.8 36.0 54.5 37.7 52.3 48.8 44.5 66.8 36.0 54.5 37.7 52.3 48.8 52.3
43.2 58.0 66.0 44.6 39.1 58.8 58.7 43.2 58.0 66.0 44.6 39.1 58.8 58.7 43.2 58.0 66.0 44.6 39.1 58.8 39.1
37.1 44.3 29.7 66.9 40.3 71.5 77.6 37.1 44.3 29.7 66.9 40.3 71.5 77.6 37.1 44.3 29.7 66.9 40.3 71.5 40.3
53.6 24.5 41.2 67.6 46.3 56.4 53.0 53.6 24.5 41.2 67.6 46.3 56.4 53.0 53.6 24.5 41.2 67.6 46.3 56.4 46.3
61.9 38.8 42.8 67.6 46.4 45.5 43.8 61.9 38.8 42.8 67.6 46.4 45.5 43.8 61.9 38.8 42.8 67.6 46.4 45.5 46.4
50.3 54.8 65.9 53.4 50.6 53.7 47.0 50.3 54.8 65.9 53.4 50.6 53.7 47.0 50.3 54.8 65.9 53.4 50.6 53.7 50.6
45.3 50.8 72.9 11.5 46.1 63.9 76.7 45.3 50.8 72.9 11.5 46.1 63.9 76.7 45.3 50.8 72.9 11.5 46.1 63.9 46.1
45.7 45.1 53.4 73.1 79.7 66.5 32.7 45.7 45.1 53.4 73.1 79.7 66.5 32.7 45.7 45.1 53.4 73.1 79.7 66.5 79.7
56.9 32.4 49.7 30.1 64.4 74.0 33.0 56.9 32.4 49.7 30.1 64.4 74.0 33.0 56.9 32.4 49.7 30.1 64.4 74.0 64.4
50.7 47.3 36.4 61.3 50.6 46.7 47.8 50.7 47.3 36.4 61.3 50.6 46.7 47.8 50.7 47.3 36.4 61.3 50.6 46.7 50.6
47.3 56.8 81.7 39.4 63.6 46.7 43.0 47.3 56.8 81.7 39.4 63.6 46.7 43.0 47.3 56.8 81.7 39.4 63.6 46.7 63.6
82.9 53.6 35.0 56.9 43.1 63.9 31.3 82.9 53.6 35.0 56.9 43.1 63.9 31.3 82.9 53.6 35.0 56.9 43.1 63.9 43.1
58.0 70.8 29.1 56.3 42.2 58.4 40.9 58.0 70.8 29.1 56.3 42.2 58.4 40.9 58.0 70.8 29.1 56.3 42.2 58.4 42.2
54.8 46.8 50.0 60.1 64.0 50.7 48.2 54.8 46.8 50.0 60.1 64.0 50.7 48.2 54.8 46.8 50.0 60.1 64.0 50.7 64.0
69.5 34.7 38.8 31.2 38.4 73.2 55.0 69.5 34.7 38.8 31.2 38.4 73.2 55.0 69.5 34.7 38.8 31.2 38.4 73.2 38.4
50.4 47.6 32.3 47.9 54.8 50.0 40.9 50.4 47.6 32.3 47.9 54.8 50.0 40.9 50.4 47.6 32.3 47.9 54.8 50.0 54.8
43.4 67.8 33.1 41.0 67.2 56.2 31.9 43.4 67.8 33.1 41.0 67.2 56.2 31.9 43.4 67.8 33.1 41.0 67.2 56.2 67.2
57.8 55.5 27.9 49.9 41.8 50.6 47.6 57.8 55.5 27.9 49.9 41.8 50.6 47.6 57.8 55.5 27.9 49.9 41.8 50.6 41.8
59.9 37.3 36.8 67.5 42.3 47.7 52.8 59.9 37.3 36.8 67.5 42.3 47.7 52.8 59.9 37.3 36.8 67.5 42.3 47.7 42.3
53.7 46.5 57.4 24.9 52.5 33.5 36.0 24.9 66.8 80.1 52.8 55.1 60.3 47.6 55.1 63.9 46.1 80.1 50.2 77.6 55.1
63.9 80.1 37.7 36.0 44.5 28.3 58.0 36.0 43.2 24.9 53.6 52.5 70.8 52.8 52.5 66.5 79.7 24.9 40.2 53.0 52.5
66.5 24.9 44.6 58.0 58.7 52.0 44.3 58.0 37.1 36.0 66.8 44.5 57.4 53.6 44.5 74.0 64.4 36.0 48.8 43.8 44.5
74.0 36.0 66.9 44.3 77.6 52.3 24.5 44.3 53.6 58.0 43.2 58.7 37.7 66.8 58.7 46.7 50.6 58.0 58.8 47.0 58.7
46.7 58.0 67.6 24.5 53.0 39.1 38.8 24.5 61.9 44.3 37.1 77.6 44.6 43.2 77.6 46.7 63.6 46.7 63.6 46.7
46.7 44.3 67.6 38.8 43.8 40.3 54.8 38.8 50.3 24.5 53.6 53.0 66.9 37.1 53.0 63.9 43.1 24.5 56.4 32.7 53.0
63.9 24.5 53.4 54.8 47.0 46.3 50.8 54.8 45.3 38.8 61.9 43.8 67.6 53.6 43.8 58.4 42.2 38.8 45.5 33.0 43.8
58.4 38.8 11.5 50.8 76.7 46.4 45.1 50.8 45.7 54.8 50.3 47.0 67.6 61.9 47.0 50.7 64.0 54.8 53.7 47.8 47.8
50.7 54.8 73.1 45.1 32.7 50.6 32.4 45.1 56.9 50.8 45.3 76.7 53.4 50.3 76.7 73.2 38.4 50.8 63.9 43.0 76.7
73.2 50.8 30.1 32.4 33.0 46.1 47.3 32.4 50.7 45.1 45.7 32.7 11.5 45.3 32.7 50.0 54.8 45.1 66.5 31.3 32.7
50.0 45.1 61.3 47.3 47.8 79.7 56.8 47.3 47.3 32.4 56.9 33.0 73.1 45.7 33.0 56.2 67.2 32.4 74.0 40.9 33.0
56.2 32.4 39.4 56.8 43.0 64.4 53.6 56.8 82.9 47.3 50.7 47.8 30.1 56.9 47.8 50.6 41.8 47.8 46.7 46.7 56.2
50.6 47.3 56.9 53.6 31.3 50.6 70.8 53.6 58.0 56.8 47.3 43.0 61.3 50.7 43.0 47.7 42.3 56.8 46.7 55.0 43.0
47.7 56.8 56.3 70.8 40.9 63.6 46.8 70.8 54.8 53.6 82.9 31.3 39.4 47.3 31.3 33.5 52.5 53.6 6 6
45.1 53.6 60.1 46.8 48.2 43.1 34.7 46.8 69.5 70.8 58.0 40.9 56.9 82.9 40.9 28.3 44.5 70.8 58.4 31.9 40.9
32.4 70.8 31.2 34.7 55.0 42.2 47.6 34.7 50.4 46.8 54.8 48.2 56.3 58.0 48.2 52.0 58.7 46.8 50.7 47.6 48.2

[mo.ibrahim.foundation](https://www.moibrahimfoundation.org)

 /MoIbrahimFoundation

 @Mo_IbrahimFdn

 moibrahimfoundation

MO IBRAHIM FOUNDATION